

Features

- Single-Turn / Cermet / Industrial / Sealed
- Miniature package
- Rotor designed for automatic machine adjust interface
- Withstands harsh environments and immersion cleaning processes
- Available on tape and reel packaging

3362 - 1/4" Square Trimming Potentiometer

Electrical Characteristics

Standard Resistance Range 10 to 2 megohms
 (see standard resistance table)
 Resistance Tolerance $\pm 10\%$ std.
 (tighter tolerance available)
 Absolute Minimum Resistance
 1 % or 2 ohms
 (whichever is greater)
 Contact Resistance Variation 1 % or 3 ohms max.
 (whichever is greater)
 Adjustability
 Voltage $\pm 0.05\%$
 Resistance $\pm 0.15\%$
 Resolution Infinite
 Insulation Resistance 500 vdc.
 1,000 megohms min.
 Dielectric Strength
 Sea Level 900 vac
 80,000 Feet 350 vac
 Adjustment Angle 240° nom.

Environmental Characteristics

Power Rating (300 volts max.)
 70 °C 0.50 watt
 125 °C 0 watt
 Temperature Range ... -55 °C to +125 °C
 Temperature Coefficient ... ± 100 ppm/°C
 Seal Test 85 °C Fluorinert†
 Humidity MIL-STD-202 Method 103
 96 hours
 (2 % Δ TR; 10 Megohms IR)
 Vibration 30 G (1 % Δ TR; 1 % Δ VR)
 Shock 100 G (1 % Δ TR; 1 % Δ VR)
 Load Life.. 1,000 hours 0.5 watt @ 70 °C
 (3 % Δ TR; 3 % or 3 ohms,
 whichever is greater, CRV)
 Rotational Life 200 cycles
 (4 % Δ TR; 3 % or 3 ohms,
 whichever is greater, CRV)

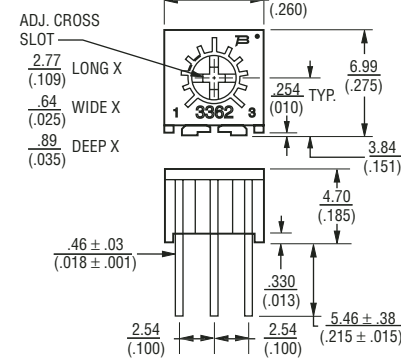
Physical Characteristics

Mechanical Angle 270° nom.
 Torque 3.0 oz-in. max.
 Stop Strength 7.0 oz-in. min.
 Terminals Solderable pins
 Weight 0.02 oz.
 Marking Resistance code,
 terminal numbers, manufacturer's
 model number, style
 and date code
 Wiper 50 % (Actual TR) $\pm 10\%$
 Flammability U.L. 94V-0
 Standard Packaging 50 pcs. per tube
 Adjustment Tool H-90

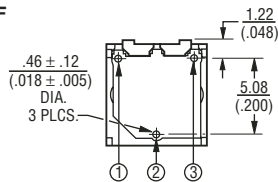
Product Dimensions

Common Dimensions

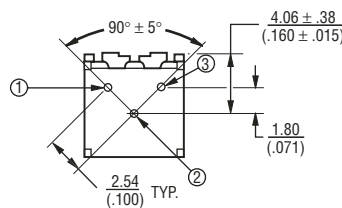
Top Adjust



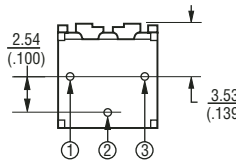
3362F



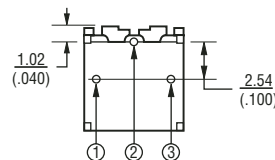
3362H



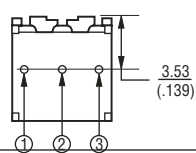
3362P



3362R

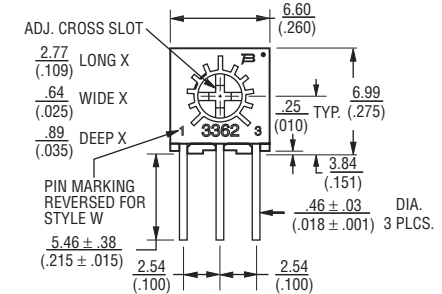


3362U

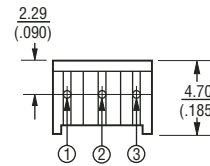


Common Dimensions

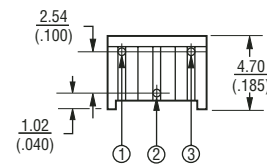
Side Adjust



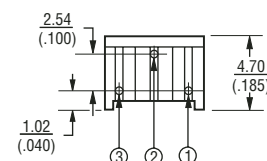
3362M



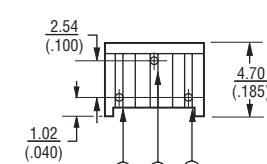
3362S



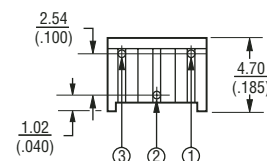
3362W



3362X

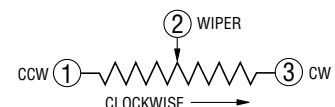


3362Z



DIMENSIONS: $\frac{\text{MM}}{\text{(INCHES)}}$

TOLERANCES: $\pm \frac{0.25}{(.010)}$ EXCEPT WHERE NOTED



*RoHS Directive 2002/95/EC Jan 27 2003 including Annex.

†"Fluorinert" is a registered trademark of 3M Co.

Specifications are subject to change without notice.

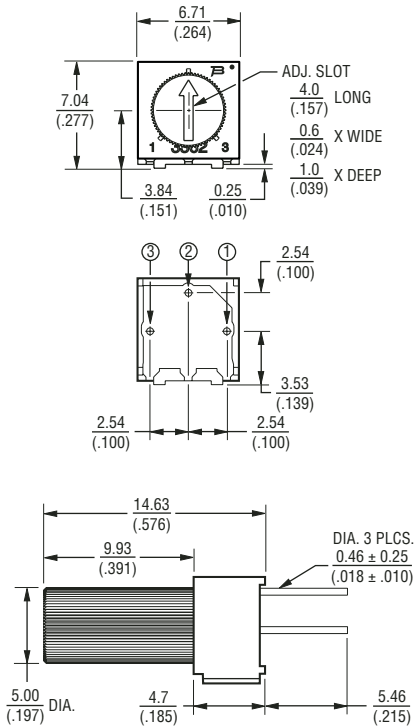
Customers should verify actual device performance in their specific applications

3362 - 1/4 " Square Trimming Potentiometer

BOURNS®

Product Dimensions

Top adjust models 3362F, H, P, R and U are available with a knob for finger adjustment. Add suffix letter "T" to order code.

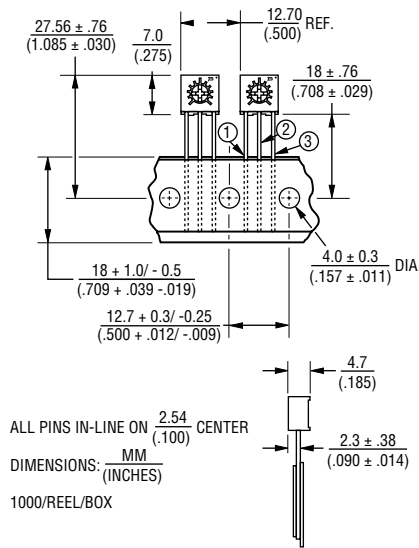


DIMENSIONS: $\frac{\text{MM}}{\text{(INCHES)}}$

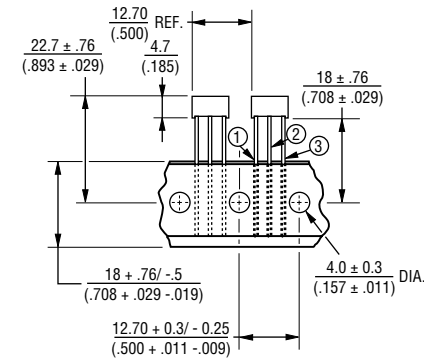
TOLERANCES: $\pm \frac{0.25}{(0.010)}$ EXCEPT WHERE NOTED

Packaging Specifications

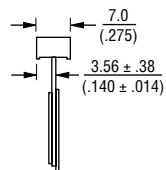
SIDE ADJUST 3362M-1



TOP ADJUST 3362U-1, 3362P-1



SIDE VIEW 3362U-1



SIDE VIEW 3362P-1



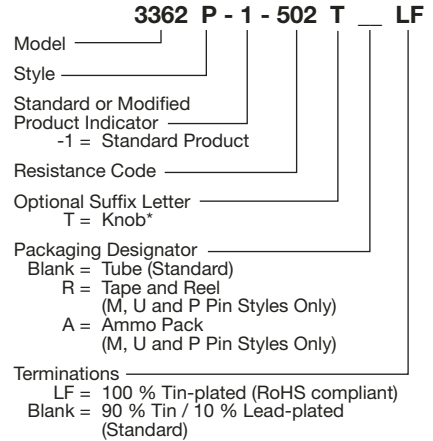
ALL PINS IN-LINE ON 2.54 (0.100) CENTER

DIMENSIONS: $\frac{\text{MM}}{\text{(INCHES)}}$

750/REEL
1000/BOX

Meets EIA Specification 468.

How To Order



*Knob option is available only in standard Tube packaging for terminal styles F, H, P, R and U.

Consult factory for other available options.

Standard Resistance Table

Resistance (Ohms)	Resistance Code
10	100
20	200
50	500
100	101
200	201
500	501
1,000	102
2,000	202
5,000	502
10,000	103
20,000	203
25,000	253
50,000	503
100,000	104
200,000	204
250,000	254
500,000	504
1,000,000	105
2,000,000	205

Popular distribution resistance values listed in boldface. Special resistances available.

REV. 01/09

Specifications are subject to change without notice. Customers should verify actual device performance in their specific applications